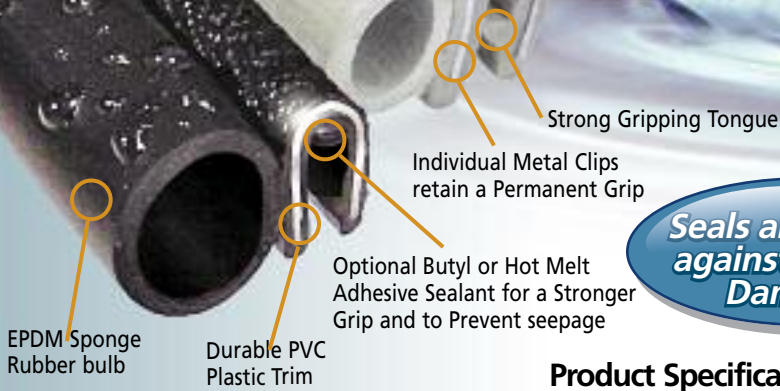


TRIM SEAL



Seals and Protects against Weather Damage!

Trim Seal is a flexible PVC Trim with a sponge rubber bulb seal attached to provide a secure seal for a variety of applications.

Check out our informative video at: www.trim-seal-install.info



Product Specifications:
 Recommended temperature range for general applications: -20°F through +150°F.
Outer Coating Material:
 Vinyl (PVC), Hardness: 85 Durometer (Shore A)

Internal Clip Material:
 Aluminum or Steel
Flammability & Code Compliance:
 Vinyl: FMVSS 302
 FAA/FAR 23.853
 UL 50



FILE# MH49032



Many Applications

- Boat Hatch Seals
- RV Compartments Door Seals
- Tonneau Cover Seals
- Tool Box Seals
- Many More

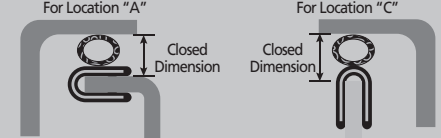
HOW TO ORDER

Determine **BULB COLOR**

OW OW = Offwhite B Black = No callout necessary

Determine **BULB SIZE** based on closed distance between door and jam.
 1.5 x Closed dimension = **BULB SIZE** needed.
 (Example: Closed dimension is .50 then 1.50 x .50 = .75 Bulb Dia.)

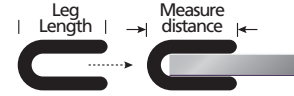
1



Select **TRIM SERIES**

Determine how far trim is to be inserted.

2



Determine **TRIM COLOR** to best suit application


3

B	W	T	LB	LG
---	---	---	----	----

B = Black W = White T = Tan LB = Light Biege LG = Light Grey

Determine **TEXTURE** to best suit application

4

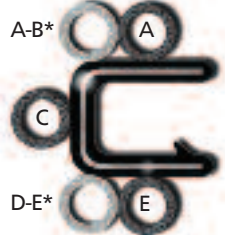


Coarse (1) Leather (2) Pebble (3) Sand (7)

5

Determine edge **THICKNESS**

Select **BULB LOCATION** best to suit.



Typical Applications



* A-B or D-E non-standard location, special order, non-returnable









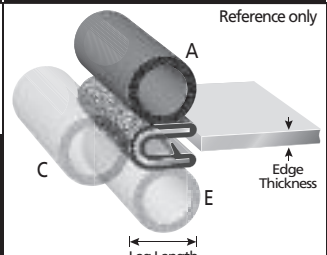
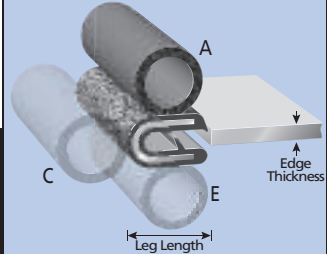
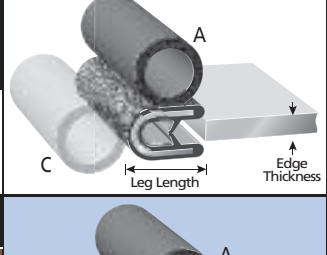
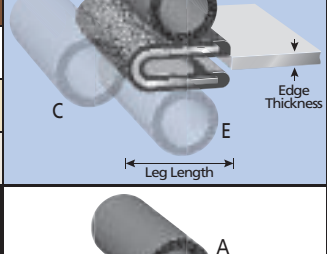
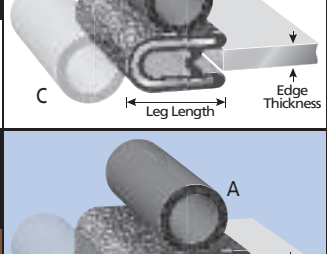
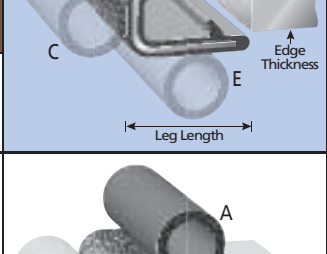

6

Part Number Example

OW **3** **100** **B** **3** **X1/8** **A**

1-888-874-6565

TRIM-LOK INC.
www.trimlok.com

1 Bulb Sizes Available	2 Trim Series	3 Trim Color	4 Texture	Profile (Approx. full size)	5 Edge Thickness	Leg Length	6 Bulb Location	Internal Clip	Part Number Example
 #5m  #6m  #7m  #3  #4  #6  #7  #100	062 Series	White	1=Coarse Pebble 7=Sand		1/64"	3/8"	A	Alum.	1 Bulb Size 2 Trim Series 3 Trim Color 7m062B3X1/64A Texture 4 Edge Thickness 5 Bulb Location 6
		Black	3=Pebble 7=Sand		1/32"	3/8"	C		
	075 Series	White	1=Coarse Pebble 7=Sand		1/32"	7/16"	A	Alum.	4075B3X1/32A
		Black	3=Pebble 7=Sand		1/16"	7/16"	C		
	750 Series	Black	2=Leather		1/32"	7/16"	A	Alum.	3750B2X1/16A
		White	1=Coarse Pebble 7=Sand		1/16"	7/16"	C		
	100 Series	Black	3=Pebble 7=Sand		1/32"	37/62"	A	Alum.	6100B3X1/8EWB
		Tan	1=Coarse Pebble 7=Sand		1/16"	9/16"			
		White	2=Leather		3/32"	9/16"	C		
		Light Biege	3=Pebble		1/8"	9/16"	E		
		Light Grey	1=Coarse Pebble		5/32"	9/16"	E		
	150 Series	Black	2=Leather		1/32"	37/62"	A	Alum.	7150B2X5/32A
		White	2=Leather		1/16"	9/16"	C		
	1375 Series	Black	3=Pebble 7=Sand		1/8"	3/4"	A	Alum.	4375B3X3/8C 1 Bulb Size 2 Trim Series 3 Trim Color 4 375 B 3 X 3/8 C W B Texture 4 Edge Thickness 5 Bulb Location 6 Butyl Adhesive
		Tan	3=Pebble		5/32"	3/4"			
		White	3=Pebble 7=Sand		3/16"	23/32"	C		
	1350 Series	White	2=Leather		1/4"	11/16"	A	Alum.	4350B2X1/2A
		Black	2=Leather		5/16"	21/32"	C		
					3/8"	5/8"	E		
					1/2"	19/32"	E		
					3/16"	3/4"	A		
					1/4"	11/16"	A		
					5/16"	21/32"	C		
					3/8"	5/8"	E		
					1/2"	19/32"	E		



TRIM SEAL

1 Bulb Size	2 Trim Series	3 Trim Color	4 Texture	Jumbo Trim Seal Profile (Approx. full size)	5 Edge Thickness	Leg (Fixed size)	6 Bulb Location	Internal Clip	Part Number Example		
#5m	2000 Series	White	3=Pebble		1/2"	1"	A	Steel	<p>1 Bulb Size 2 Trim Series 3 Trim Color 7 2000 SB 3 X 3/4 A Texture 4 Edge Thickness 5 Bulb Location 6</p> <p>See page 19 for bulb size illustrations</p>		
#6m							5/8"			15/16"	C
#7m							3/4"			7/8"	E
#3		Black	3=Pebble								
#4											
#6											
#7		Tan	3=Pebble								
#100											

Additional Trim Seal

Combine any of our stock Rubber Seals with our Regular Trim to achieve the perfect Trim-Seal combination for your application. (Longer lead times and minimums may apply.)

<p>103B375B3X3/16E</p>	<p>113B100B3X1/8E</p>	<p>1333B100B3X1/8E</p>	<p>3B150B2X1/8A</p>
<p>1B150B2X1/8C</p>	<p>105B100B3X1/8A</p>	<p>109B375B3X3/16E</p>	<p>202B100B3X1/8E</p>
<p>135B375B3X3/16E</p>	<p>See page 18 for "How to Order" Instructions.</p> <p>Check with your Trim-Lok sales representative for additional bulb size options.</p>		